

Powered by



HRL 12110W ▶ 12V 110W

HRL 12110W is specially designed for high efficient discharge application. Its characteristics are high energy density, small footprint and high discharge efficiency. It can be used for more than 260 cycles at 100% discharge in cycle service, up to 10 years in standby service.



► Specification

| | |
|--|---|
| Cells per unit | 6 |
| Voltage per unit | 12 |
| Capacity | 110W @ 15min-rate to 1.67V per cell @25 °C(77°F) |
| Weight | Approx.9.9 kg(21.83 lbs) |
| Maximum Discharge Current | 165A (5sec) |
| Internal Resistance | Approx. 9 mΩ |
| Operating Temperature Range | Discharge: -15°C~50°C (5°F~122°F) Charge: -15 °C~40°C(5°F~104°F) Storage: -15°C~40°C(5°F~104°F) |
| Nominal Operating Temperature Range | 25°C±3°C (77°F±5°F) |
| Float Charging Voltage | 13.5 to 13.8 VDC/unit Average at 25°C (77°F) |
| Recommended Maximum Charging Current Limit | 11A |
| Equalization and Cycle Service | 14.4 to 15.0 VDC/unit Average at 25°C (77°F) |
| Self Discharge | CSB Batteries can be stored for more than 6 months at 25°C (77°F). Please charge batteries before using. For higher temperatures the time interval will be shorter. |
| Terminal | I1-Thread lead alloy recessed terminal to accept M5 bolt |
| Container Material | ABS(UL 94-HB/File E50263)*Flammability resistance of (UL 94-V0/File E88637) can be available upon request. |



MH14533(N)

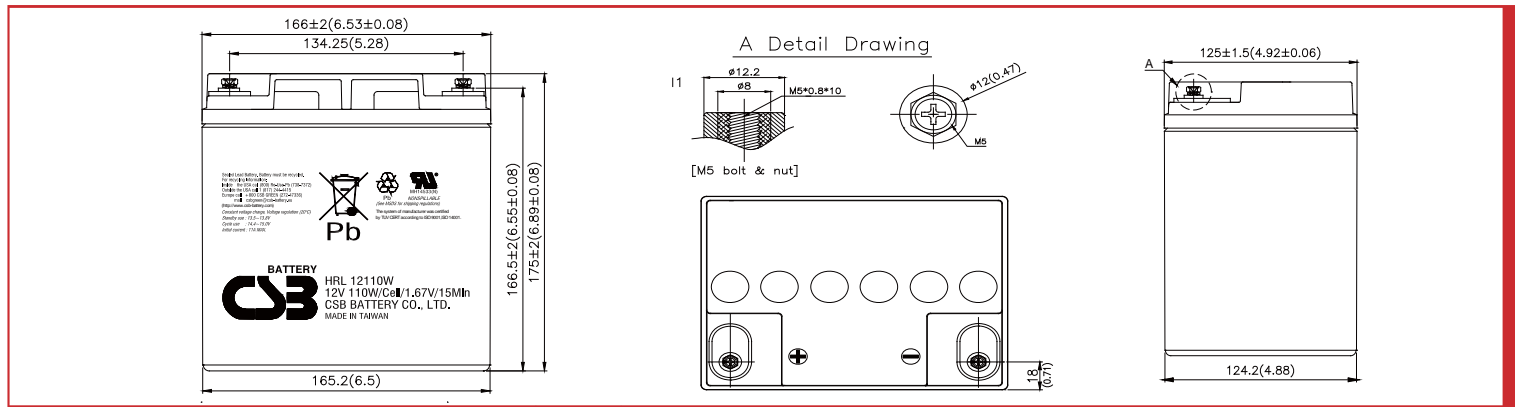


CSB-manufactured VRLA batteries are UL-recognized components under UL924 and UL1989.

CSB is also certified by ISO 9001 and ISO 14001.

► Dimensions :

| Unit: mm (inch) | Overall Height (H) | Container height (h) | Length (L) | Width (W) |
|-----------------|--------------------|----------------------|-------------------|---------------------|
| | 175±2 (6.89±0.08) | 166.5±2 (6.55±0.08) | 166±2 (6.53±0.08) | 125±1.5 (4.92±0.06) |



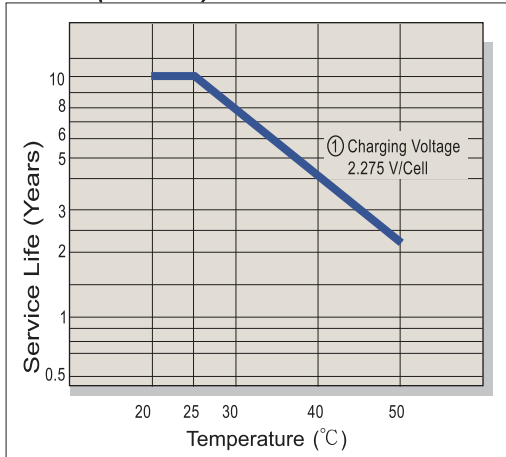
Constant Current Discharge Characteristics Unit:A (25°C ,77°F)

| F.V/Time | 2MIN | 4MIN | 6MIN | 8MIN | 10MIN | 15MIN | 20MIN | 30MIN | 60MIN | 90MIN |
|----------|------|------|------|------|-------|-------|-------|-------|-------|-------|
| 1.60V | 170 | 145 | 118 | 97.5 | 81.6 | 61.4 | 48.0 | 33.6 | 21.3 | 14.9 |
| 1.67V | 151 | 129 | 108 | 91.1 | 77.5 | 59.6 | 47.0 | 33.2 | 20.8 | 14.7 |
| 1.70V | 141 | 121 | 103 | 88.3 | 75.7 | 58.6 | 46.3 | 32.7 | 20.4 | 14.5 |
| 1.75V | 125 | 108 | 93.2 | 82.7 | 72.2 | 56.1 | 44.7 | 32.3 | 20.0 | 14.4 |
| 1.80V | 109 | 94.0 | 83.7 | 76.4 | 68.7 | 53.7 | 42.5 | 31.9 | 19.6 | 14.2 |
| 1.85V | 89.3 | 78.7 | 73.6 | 69.2 | 64.4 | 51.0 | 40.8 | 29.7 | 18.3 | 14.0 |

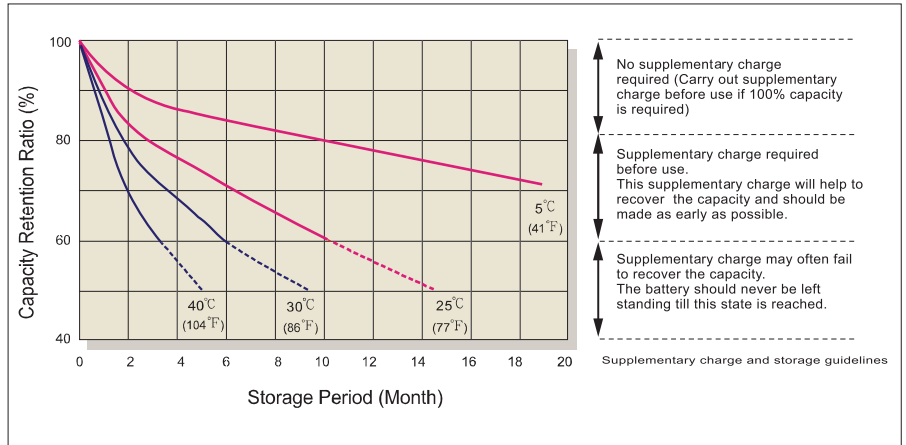
Constant Power Discharge Characteristics Unit:W (25°C ,77°F)

| F.V/Time | 2MIN | 4MIN | 6MIN | 8MIN | 10MIN | 15MIN | 20MIN | 30MIN | 60MIN | 90MIN |
|----------|-------|-------|-------|-------|-------|-------|-------|-------|-------|-------|
| 1.60V | 1,806 | 1,541 | 1,270 | 1,053 | 888 | 682 | 554 | 385 | 247 | 174 |
| 1.67V | 1,624 | 1,386 | 1,171 | 988 | 852 | 665 | 535 | 377 | 243 | 173 |
| 1.70V | 1,530 | 1,316 | 1,107 | 956 | 827 | 655 | 526 | 372 | 239 | 171 |
| 1.75V | 1,358 | 1,190 | 1,020 | 900 | 796 | 636 | 510 | 361 | 234 | 170 |
| 1.80V | 1,177 | 1,054 | 941 | 851 | 764 | 610 | 495 | 352 | 229 | 168 |
| 1.85V | 995 | 918 | 854 | 793 | 733 | 589 | 478 | 337 | 217 | 167 |

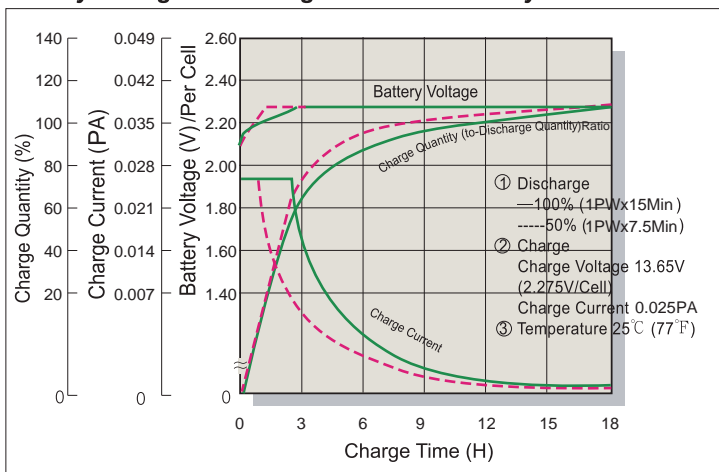
Trickle (or Float) Service Life



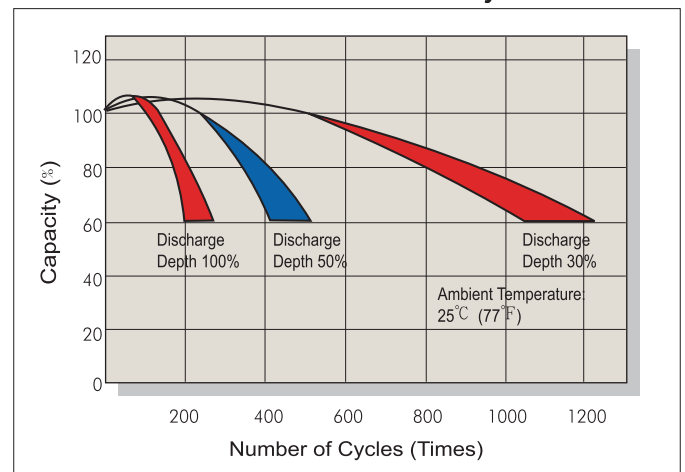
Capacity Retention Characteristic



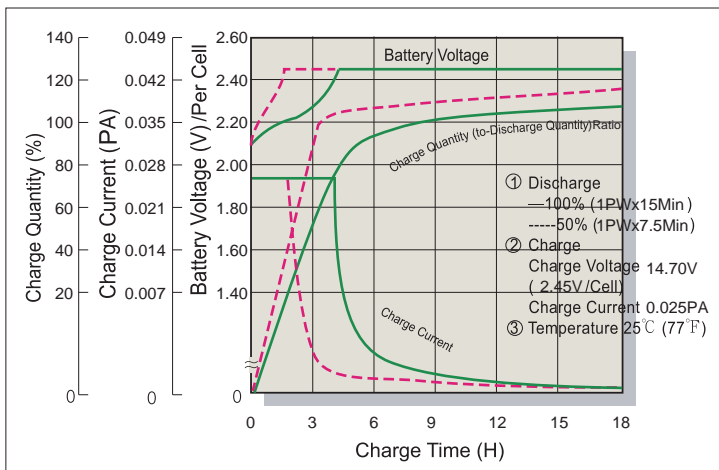
Battery Voltage and Charge Time for Standby Use



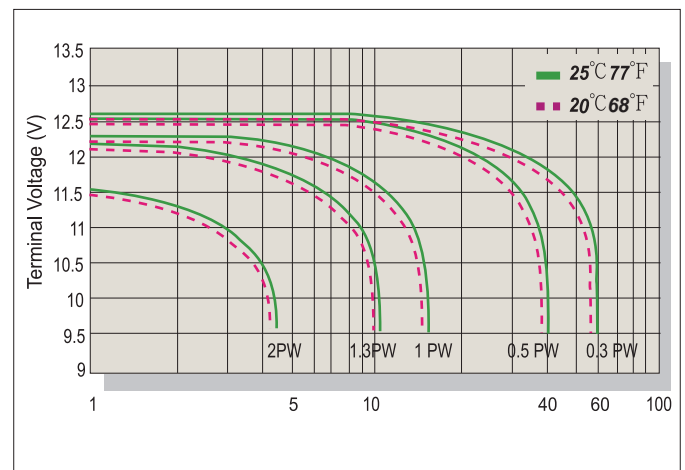
Cycle Service Life



Battery Voltage and Charge Time for Cycle Use



Terminal Voltage (V) and Discharge Time



Charging Procedures

| Application | Charge Voltage(V/Cell) | | | Max.Charge Current |
|-------------|------------------------|-----------|-----------------|--------------------|
| | Temperature | Set Point | Allowable Range | |
| Cycle Use | 25°C(77°F) | 2.45 | 2.40~2.50 | 0.1PA |
| Standby | 25°C(77°F) | 2.275 | 2.25~2.30 | |

Discharge Current VS. Discharge Voltage

| Final Discharge Voltage V/Cell | 1.75 | 1.70 | 1.60 | 1.30 |
|--------------------------------|----------|----------------|----------------|----------|
| Discharge Power(W) | 0.1P>(W) | 0.1P≤(W)<0.25P | 0.25P≤(W)<1.0P | (W)≥1.0P |

Sales Office URL:WWW.CSB-BATTERY.COM

GLOBAL HQ
 CSB BATTERY CO., LTD. (TAIWAN)
 Tel : +886-2-2555-5600
 Fax : +886-2-2555-3300
 mail : service@csb-battery.com.tw

BEIJING OFFICE. (CHINA)
 CSB BATTERY TECHNOLOGIES (BEIJING) CO., LTD.
 Tel : +86-10-59621300/1301/1302/1303
 Fax : +86-10-59621304
 mail : chinasl@csb-battery.com

AMERICA HQ
 CSB BATTERY TECHNOLOGIES INC. (U.S.A)
 Tel : +1-817-244-7777/1-(800)3-CSB-USA(272872)
 Fax : +1-817-244-4445
 mail : csb@csb-battery.com

SHANGHAI OFFICE. (CHINA)
 CSB BATTERY LOGISTIC (SHANGHAI) CO., LTD.
 Tel : +86-21-5046-1622/5046-0833
 Fax : +86-21-5064-3314
 mail : chinasl@csb-battery.com

EUROPE HQ
 CSB Battery Europe BV.
 Tel : +31(0)-180-418-140
 Fax : +31(0)-180-418-327
 mail : eurosales@csb-battery.eu

SHENZHEN OFFICE. (CHINA)
 CSB BATTERY LOGISTIC (SHANGHAI) CO., LTD.
 Tel : +86-755-8831-6488/6396/6356
 Fax : +86-755-8831-6548
 mail : she@csb-battery.com.cn