

GENERAL CATALOGUE | ACCESSORIES

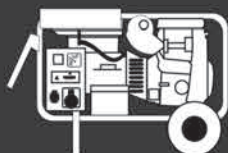



# GENERATOR SETS

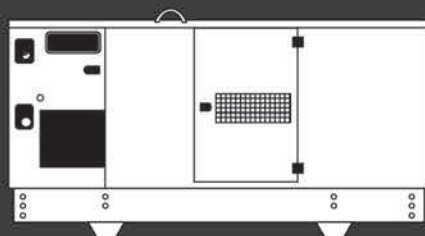
ACCESSORIES AND MAINTENANCE KITS



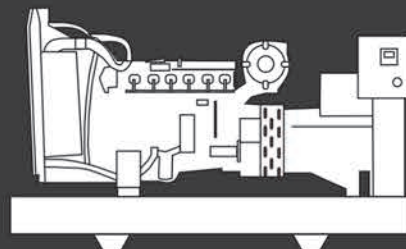
**WEB ACCESS**



GENERATOR SETS  
PETROL



GENERATOR SETS  
SOUNDPROOF /WEATHERPROOF



GENERATOR SETS  
OPEN



Our factory located in Muel Zaragoza with an area of 22,000 m2 is equipped with modern industrial facilities for the development of a technologically advanced production process whose manufacturing, quality control, logistics and I + D + I are completely integrated.

**CAROD Industries** is a Spanish company with more than 50 years producing machinery for industry, agriculture and construction. Specialized in applications of diesel and gasoline for: generators, high pressure cleaners, compressors, and motor pumps. Our philosophy is to manufacture machinery with competitive quality/price ratio, functional, economic and adapted to the needs of our customers.



Our technical service will help you to maintain a high level of productivity, carrying out the maintenance, preventive measures required, and advising you when you need it.

Our technical service will help you to maintain a high level of productivity, carrying out the maintenance, preventive measures required, and advising you when you need it.

The spare parts and logistics division will assist you in Selection of parts, or items you need to repair or equip your machines.

\*The after-sales service guarantees your investment. From the telephone attention, to the displacement to your workplace with repairs and installations "insitu" always with the intention of offering and guaranteeing our repair, update or maintenance work.

The after-sales service guarantees your investment. From the telephone attention, to the displacement to your workplace with repairs and installations "insitu" always with the intention of offering and guaranteeing our repair, update or maintenance work.

We can offer you from parts filters, valves, fasteners, Up Turbo chargers, or full engines if necessary.

\* In export markets the after sales service will be handled mainly by an official distributor of Carod products.

In export markets the after sales service will be handled mainly by an official distributor of Carod products.

We have a large stock of spare part originals with the maximum guarantee and reliability, organized by a modern robotic management system.

*Every day thousands of machines Carod are running around the world in industry, agriculture or services, and that momentum is also one of the reasons of our success.*

	<a href="http://www.carod.es">www.carod.es</a>	Web site
	<a href="mailto:carod@carod.es">carod@carod.es</a>	Email
	<a href="mailto:export@carod.es">export@carod.es</a>	Export email
	+34 976 140 800	Customer attention phone
	+34 976 140 888	FAX

CAROD reserves the right to modify the characteristics of its products without notice for any reason for their improvement.

**CAROD**  
 Polígono Industrial Pitarco II, Parc. Nº 23  
 50450 - Muel ( Zaragoza )  
 Spain



**VERY IMPORTANT:**  
 Due to the continuous variation of prices from our suppliers, we are not able to set a long-term tariff.  
 In order to ensure the best price for our products, we have decided to transfer the prices of this tariff on our website.  
 On each page you will find a QR code or a PDF link, with which you can access the updated prices and the requested page.  
 To access this function, you must enter your NIF / CIF / VAT number and the customer code.  
 If you are not a customer, please send us a request to open a customers account for you and be able to consult our updated prices.  
 At the end of this rate you will find more information about our "Online tariff" mode.

# INDEX

PAGE	PRODUCT	RANGE	ENGINE	GAS	COOLING	OUTPUT
4	PETROL GENERATORS	3.000 R.P.M	<b>HONDA</b> △ KOHLER LOMBARDINI			
5	SUMPOWER	STANDARD INVERTER				
6	WELDING ENGINES	3.000 R.P.M 1.500 R.P.M	<b>HONDA</b> △ KOHLER LOMBARDINI			
7	PTO TRACTOR GENERATORS	1.500 / 3.000 R.P.M				
8	GENERATOR SETS	3.000 R.P.M 220 V	△ LOMBARDINI			
9	GENERATOR SETS	3.000 R.P.M 400 V	△ LOMBARDINI			
10 11	GENERATOR SETS	1.500 R.P.M 220 V	△ KOHLER LOMBARDINI 			
14	GENERATOR SETS	1.500 R.P.M 400 V	△ LOMBARDINI			
15	GENERATOR SETS	1.500 R.P.M 400 V				
16	GENERATOR SETS	1.500 R.P.M 400 V				
17	GENERATOR SETS	1.500 R.P.M 400 V				
18	GENERATOR SETS	1.500 R.P.M 400 V				
19	GENERATOR SETS	1.500 R.P.M 400 V	<b>VOLVO</b>			
20 21	GENERATOR SETS	1.500 R.P.M 400 V				
22	GENERATOR SETS	1.500 R.P.M 400 V				
23	GENERATOR SETS	1.500 R.P.M 400 V				
24	GENERATOR SETS	1.500 R.P.M 400 V				
25	MARINE GENERATOR SETS	1.500 R.P.M. 400 V	 △ LOMBARDINI			
<b>ACCESSORIES</b>						
28	ALTERNATORS	1.500 R.P.M.				
29	ALTERNATORS	3.000 R.P.M.				
30	TRAILERS					
31	TANKS					
32	ACCESSORIES (AVR, EXHAUSTS ... )					
33	ELECTRIC PANELS					
34-35	ALTERNADOR ACCESSORIES / CONTROL PANEL					
36	GENSETS ACCESSORIES / WELDING MACHINES ACCESSORIES					
37	MAINTENANCE KITS					



The dimensions of the bodyworks, benches and tanks are available on page 26, according to the CAR codes indicated in the generator tables.



# HONDA

3000 RPM AIR		POWER		OUTPUT VOLTAGE	DIMENSIONS	WEIGHT	
CODE	MODEL	H.P.	Kva				
<b>OPEN</b>						<b>L / W / H</b>	<b>KG</b>
92111	CMH-2.5	5,5	2,5	230V SINGLEPHASE	600/400/400	34	
921110	CMH-2.5 P	5,5	2,5		600/400/400	34	
92112	CMH-3.5	6,5	3,5		600/400/400	36	
921115	CMH-3.5 P	6,5	3,5		600/400/400	36	
92113	CMH-5	9	4,1		800/500/600	50	
92114	CMH-5 AE	9	4,1		800/500/600	52	
92117	CMH-7	13	6		800/500/600	80	
92118	CMH-7 AE	13	6		800/500/600	83	
92124	CMH-12 AE	20	12		1000/700/700	143	
92130	CTH-5	9	5,5		400/230V THREE PHASE	800/500/600	50
92131	CTH-5 AE	9	5,5	800/500/600		52	
92134	CTH-8	13	7	800/500/600		80	
92135	CTH-8 AE	13	7	800/500/600		83	
92136	CTH-12 AE	20	12	1000/700/700		143	
92138	CTH-15 AE	25	15	1000/700/700		148	



CMH-2.5 a CMH-3.5 / CMK-2.5 a MK-3



CMK7



# KOHLER LOMBARDINI

3000 RPM AIR		POWER		OUTPUT VOLTAGE	DIMENSIONS	WEIGHT	
CODE	MODEL	H.P.	Kva				
<b>OPEN</b>						<b>L / W / H</b>	<b>KG</b>
921911	CMK-2.5	6,5	2,5	230V SINGLEPHASE	600/400/400	35	
921912	CMK-3	7	3,5		600/400/400	40	
921915	CMK-6	9,5	4,1		800/500/600	52	
921916	CMK-6 AE	9,5	4,1		800/500/600	54	
921917	CMK-7	14	6		800/500/600	78	
921918	CMK-7 AE	14	6		800/500/600	80	
921920	CMK-10 AE	22,5	10		1000/700/700	140	
921922	CMK-12 AE	25	12		1000/700/700	148	
921930	CTK-5	9,5	5,5		400/230V THREE PHASE	800/500/600	50
921931	CTK-5 AE	9,5	5,5			800/500/600	52
921934	CTK-8	14	7	800/500/600		78	
921935	CTK-8 AE	14	7	800/500/600		80	
921939	CTK-10 AE	22,5	10	1000/700/700		140	
921941	CTK-15 AE	25	16	1000/700/700		148	
92231050	CTV-20AE	35	20	1000/700/700		185	
92231052	CTV-24AE	40	24	1000/700/700		205	



CMH-5 a CTH-8 AE / CMK-6 a CTK-8 AE



CTV - 20 AE



CODE	OPTIONS
823011	WHEELS 125 Ø AND LEGS KIT
823011-P	MASSIVE WHEELS AND SMALL HANDLES KIT
823012	PNEUMATIC WHEELS, HANDLES AND HANGERS KIT
823050	SINGLE PHASE PANEL WITH DIFFERENTIAL, MAGNETOTHERMIC 2P, VOLTMETER HOURS-COUNTER, SOCKET 2P+T ET SCHUCKO SOCKET.
823051	
82330901	CONTROL PANEL KIT 15 LD + CONTACTOR BEFORE CONNECTION
82330905	CONTROL PANEL KIT 25 LD + CONTACTOR BEFORE CONNECTION

ACCESSORIES

Access to Online Prices



823055

823050



# SUMPOWER



FPG - 10800 T/E



FPG - 7800 T/E



FPG - 3800



OPEN		POWER			OUTPUT	TANK	DIMENSIONS	WEIGHT
CODE	MODEL	H.P.	kVA					
		CONT	S-BY		LITRES	L / W / H	KG	
92330405	FPG-3800	6,5	2,5	2,8	220 V	15	710/40/460	51
92330414	FPG-7800	13	5	5,5	220 V	25	800/500/560	88
92330415	FPG-7800E	13	5	5,5	220 V	25	800/500/560	96
92330419	FPG-10800	15	6,5	7	220 V	25	800/500/560	92
92330420	FPG-10800E	15	6,5	7	220 V	25	800/500/560	101
92330430	FPG-7800T	13	5	5,5	TRI 400 V	25	800/500/560	88
92330431	FPG-7800TE	13	5	5,5	TRI 400 V	25	800/500/560	96



FPG SERIE INCLUDES AVR SYSTEM AND OIL ALARM



SPG 10i



SPG 20i



SPG 32i

INVERTER		POWER			OUTPUT	TANK	DIMENSIONS	WEIGHT
CODE	MODEL	H.P.	kVA					
		CONT	S-BY		LITRES	L / W / H	KG	
92330410	SPG 10i	1,8	0,9	1	230 V	2,1	451/330/507	16
92330411	SPG 20i	3,2	1,6	2	230 V	3,8	575/330/507	22
92330412	SPG 32i	6,6	2,8	3,2	230 V	7,4	580/440/460	38

[Access to Online Prices](#)





**HONDA**

### 3000 RPM AIR

CODE	MODEL	POWER		ELECTRODES	OUTPUT VOLTAGE (KVA)	DIMENSIONS L / W / H	WEIGHT
		H.P	AMP-COURANT				
92805	CSH-180	9	180 a C.A	3,25	5	800/500/500	68
92808	CSH-180 AE	9	180 a C.A	3,25	5	800/500/500	72
92810	CSH-200	13	200 a C.A	4	7	800/500/500	88
92815	CSH-200 AE	13	200 a C.A	4	7	800/500/500	90
92816	CSH-210	13	210 a C.C	4,5	5	800/500/500	90
92817	CSH-210 AE	13	210 a C.C	4,5	5	800/500/500	93
92820	CSH-220	13	220 a C.C	5	3,5 / 6,5 T	800/500/500	94
92825	CSH-220 AE	13	220 a C.C	5	3,5 / 6,5 T	800/500/500	97
92828	CSH-300 AE	20	300 a C.C	5	4 / 10 T	1000/700/700	160

### 3000 RPM AIR

CODE	MODEL	INTENSITY / CURRENT		ELECTRODES	OUTPUT VOLTAGE (KVA)	DIMENSIONS L / W / H	WEIGHT
		H.P	AMP-COURANT				
928505	CSK-180	9,5	180 a C.A	3,25	5	800/500/500	65
928508	CSK-180 AE	9,5	180 a C.A	3,25	5	800/500/500	70
928510	CSK-200	14	200 a C.A	4	7	800/500/500	85
928515	CSK-200 AE	14	200 a C.A	4	7	800/500/500	88
928520	CSK-210	14	210 a C.C	4,5	5	800/500/500	92
928525	CSK-210 AE	14	210 a C.C	4,5	5	800/500/500	96
928526	CSK-220	14	220 a C.C	5	3,5 / 6,5 T	800/500/500	95
928527	CSK-220 AE	14	220 a C.C	5	3,5 / 6,5 T	800/500/500	98
928530	CSK-300 AE	25	300 a C.C	8	4 / 10 T	1000/700/700	165

### 3000 RPM AIR

CODE	MODEL	POWER		ELECTRODES	OUTPUT VOLTAGE (KVA)	DIMENSIONS L / W / H	WEIGHT
		H.P	AMP-COURANT				
92897	CSD-300	28	280 a C.A	6	3 / 8 T	1500/780/1200	

### 1500 RPM WATER COOLED

CODE	MODEL	INTENSITY / CURRENT		ELECTRODES	OUTPUT VOLTAGE (KVA)	DIMENSIONS L / W / H	WEIGHT
		H.P	AMP-CURRENT				

#### OPEN

92905010	CSDK-280L	25	280 a C.A	6	3 / 8 T	1500/780/1200	---
92905030	CSDK-500L	45	500 a C.C	8	6 / 15 T	1500/780/1200	---

#### SOUNDPROOF

92906010	CSDK-280LI	25	280 a C.A.	6	3 / 8 T	1900/900/1200	---
92907025	CSDK-500LI	45	500 a C.A.	8	6 M / 15 T	2200/900/1225	---

[Access to Online Prices](#)



Includes welding clamp, ground clamp, 6 meters of wire and clamp, 6 meters of wire and mask. Engines with electric start includes battery  
OPTIONS PAGE 31

**KOHLER LOMBARDINI**





3000 R.P.M			OUTPUT VOLTAGE	REGULATION	DIMENSIONS	WEIGHT
CODE	MODEL	kVA				
					L / W / H	KG
92710	CTF-16	16	220/380 3PH.	COMPOUND	830/780/1000	120
9271205	CTF-25	24	220/380 3PH.	AVR	830/780/1000	155

1500 R.P.M			OUTPUT VOLTAGE	REGULATION	DIMENSIONS	WEIGHT
CODE	MODEL	kVA				
					L / W / H	KG
92734	TF-16 C	16	220/380 3PH.	COMPOUND	900/780/920	164
92736	TF-20 C	20	220/380 3PH.	COMPOUND	900/780/920	202
92738	TF-30 C	27	220/380 3PH.	COMPOUND	900/780/920	212
92739	TF-30 A	30	220/380 3PH.	AVR	900/780/920	390
92740	TF-40 A	40	220/380 3PH.	AVR	900/780/920	385
92742	TF-50 A	50	220/380 3PH.	AVR	860/780/1000	395
92745	TF-60 A	60	220/380 3PH.	AVR	860/780/1000	395



Mounted on steel chassis for fitting to the hydraulic top link of the tractor.  
 With panel V + A + F + Single phase socket + three phase socket.  
 Models CTF-10 and CTF-16 with single phase socket with circuit breaker

Cardan shaft is not included.


[Access to Online Prices](#)



CODE	DESCRIPTION
34028	CARDAN SHAFT FROM 16 TO 23 KVA
34029	CARDAN SHAFT FROM 27 TO 40 KVA
34040	CARDAN SHAFT FROM 50 TO 60 KVA



CMLD-10 IN



CMLD-6



### 3000 RPM AIR

CODE	MODEL	ENGINE	Kva	DIMENSIONS	WEIGHT
				<b>L / W / H</b>	<b>KG</b>
<b>OPEN SINGLEPHASE - 220V</b>					
92601	CMLD-4	15LD350	4,1	800/500/500	70
92602	CMLD-4 AE	15LD350	4,1	800/500/500	78
92613	CMLD-6	15LD440	6	800/500/500	79
92614	CMLD-6 AE	15LD440	6	800/500/500	85
92608	CMLD-8 AE	15LD500	8	800/500/500	94
92609	CMLD-10 AE	25LD330.2	10	1000/700/700	115
92614005	CMLD-13 AE	25LD425.2	13	1000/700/700	130

### 3000 RPM AIR

CODE	MODEL	ENGINE	Kva	DIMENSIONS	WEIGHT
				<b>L / W / H</b>	<b>KG</b>
<b>SOUNDPROOF SINGLEPHASE - 220V</b>					
92619005	CMY-6 IN	L100	6	815/560/730	150
92619010	CMLD-10 IN	25LD425,2	10	1000/560/715	190

**KOHLER** LOMBARDINI



NOT SUITABLE FOR CONTINUOUS USE



Monoblock group mounted on tubular chassis oven painted with anti-vibration shock-absorbers.  
Electric panel with 2 Shucko sockets and circuit breaker.  
Electric starter generator sets include battery.


**ACCESSORIES**

CODE	OPTIONS
823011	KIT WHEELS 125 Ø AND LEGS UP TO CMLD-6 AE
823050	SINGLE PHASE PANEL WITH MAGNETOTHERMIC DIFFERENTIAL 2P, VOLTMETER, HOURS-COUNTER,
823051	SOCKET 2P+T AND SHUCKO SOCKET
82330901	KIT PROTECTION PANEL 15LD + CONTACTOR AT LOAD CONNECTION
82330905	KIT PROTECTION PANE 25LD + CONTACTOR AT LOAD CONNECTION

[Access to Online Prices](#)







CTLD-6



CTLD-19



**KOHLER** LOMBARDINI

3000 RPM AIR				DIMENSIONS	WEIGHT
CODE	MODEL	ENGINE	kVA	L / W / H	KG
<b>OPEN THREE PHASE - 400V</b>					
92625	CTLD-7 AE	15LD440	7	800/500/600	112
92630	CTLD-8 AE	15LD500	8	800/500/600	116
92642	CTLD-10 AE	25LD330.2	10	1000/700/700	136
92646	CTLD-12 AE	25LD425.2	12	1000/700/700	152
92647*	CTLD-19 AE	12LD477.2	18,5	1100/720/820	225
92648*	CTLD-20 AE	9LD625.2	20	1500/780/1050	330
<b>SOUNDPROOF THREE PHASE - 400V</b>					
92650910	CTY-IN	L100	7	815/560/730	1590
92651015	CTLD-10 IN	25LD330,2 AE	10	1000/560/715	190

ACCESSORIES

CODE	OPTIONS
823011	KIT WHEELS 125 Ø AND LEGS UP TO CMLD-6 AE
823050	SINGLE PHASE PANEL WITH MAGNETOTHERMIC DIFFERENTIAL 2P, VOLTMETER, HOURS-COUNTER, CMLD-4/6
823051	SOCKET 2P+T AND SHUCKO SOCKET CMLD-8/18
82330901	KIT PROTECTION PANEL 15LD + CONTACTOR AT LOAD CONNECTION
82330905	KIT PROTECTION PANE 25LD + CONTACTOR AT LOAD CONNECTION



Not suitable for continuous use

\* REMOTE PANEL BOARD + REMOTE CONTROL INPUT

\*Automatic voltage regulation AVR

[Access to Online Prices](#)





### 1500 RPM AIR

CODE	MODEL	ENGINE	Kva		DIMENSIONS	WEIGHT
<b>OPEN SINGLEPHASE - 220V</b>			CONT	S-BY	SEE PAGE 26	KG
92954	CMLD-6,5 L	4LD820	5	6	CAR100	250
92956	CMLD-11 L	9LD625.2	9	11	CAR115	320

PROTECTION DU ENGINE ET  
CONTACT S-BY INCLUS



**KOHLER** LOMBARDINI

### 1500 RPM WATER COOLED

CODE	MODEL	ENGINE	Kva		DIMENSIONS	WEIGHT
<b>OPEN SINGLEPHASE - 220V</b>			CONT	S-BY	SEE PAGE 26	KG
92982	CMK-8 L	LDW-1003	7	8	CAR115	246
92984	CMK-11 L	LDW-1404	10	11,4	CAR115	326
929861*	CMK-16 L	KDI-1903	15	16	CAR115	395
929865*	CMK-21 L	KDI-1903	19	21	CAR115	425
929868*	CMK-25 L	KDI-2504	25	28	CAR115	450
9298681	CMK-30 L	KDI-2504 TM30	30	35	CAR115	600
92986910	CMK-40 L	KDI-2504 TM40	40	45	CAR115	625
<b>SOUNDPROOF. MONOPHASE - 220V</b>						
92992	CMK-8 LI	LDW-1003	7	8	CAR206	530
92994	CMK-11 LI	LDW-1404	10	11,4	CAR206	636
929961*	CMK-16 LI	KDI-1903	15	16	CAR206	712
929965*	CMK-21 LI	KDI-1903	19	21	CAR206	735
929968*	CMK-25 LI	KDI-2504	25	28	CAR206	741
9299681	CMK-35 LI	KDI-2504 TM30	30	35	CAR210	910
929969	CMK-44 LI	KDI-2504 TM40	40	45	CAR210	925

[Access to Online Prices](#)



Automatic voltage regulation AVR



**1500 RPM AIR OIL**

CODE	MODEL	ENGINE	Kva		DIMEN- SIONS	WEIGHT
OPEN SINGLEPHASE - 220V			CONT	S-BY	SEE PAGE 26	KG
92958010*	CMD-14 L	F2L2011	12	14	CAR115	305
92958014*	CMD-22 L	F3L2011	20	22	CAR115	410
92958016*	CMD-33 L	F4L2011	30	33	CAR115	590

**1500 RPM WATER COOLED**

CODE	MODEL	ENGINE	Kva		DIMEN- SIONS	WEIGHT
OPEN MONOPHASE - 220V			CONT	S-BY	SEE PAGE 26	KG
92440205	CMP-10L	403A11G1	9	10	CAR115	
92440209	CMP-15L	403A15G1	13	15	CAR115	
92440211	CMP-16L	403A15G2	15	17	CAR115	
92440213	CMP-22L	404A22G	20	22	CAR115	
92440218	CMP-33L	1103A33G	30	33		



**1500 RPM OIL RADIATOR**

**OPEN SINGLEPHASE - 220V**


92958030*	CMDM-14 L	F2M2011	12	14	CAR115	305
92958034*	CMDM-22 L	F3M2011	20	22	CAR115	415
92958036*	CMDM-33 L	F4M2011	30	33	CAR115	600
92958038	CMDM-44 L	BF4M2011	40	44	CAR115	680

**SOUNDPROOF SINGLEPHASE - 220V**

92440255	CMP-10LI	403A 11G1	9	10	CAR206	
92440259	CMP-15LI	403A 15G1	13	15	CAR206	
92440261	CMP 16LI	403A 15G1	15	17	CAR206	
92440263	CMP-22LI	404A 22G	20	22	CAR206	
92440268	CMP-33LI	1103A 33G	30	33	CAR210	

**SOUNDPROOF SINGLEPHASE - 220V**


92998010*	CMDM-13 LI	F2M2011	12	13	CAR206	405
92998014*	CMDM-22 LI	F3M2011	20	22	CAR206	510
92998016*	CMDM-33 LI	F4M2011	30	33	CAR210	685
92998019	CMDM-44 LI	BF4M2011	40	44	CAR210	725



[Access to Online Prices](#)



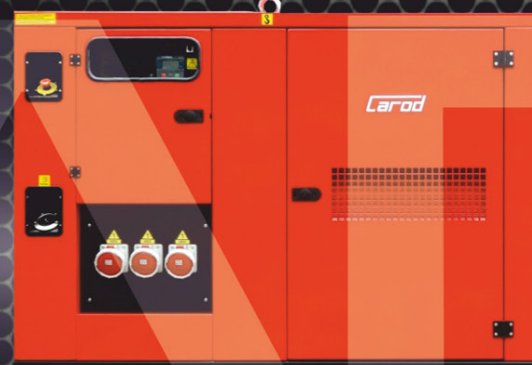
Automatic voltage regulation AVR



# COMMUNICATIONS



# INDUSTRIAL



SPECIAL APPLICATIONS • PARALLEL SYSTEMS


# ALL RANGE GENERATORS



## FARMING



## PUBLIC WORKS / RESIDENTIAL



SYSTEMS • HYBRIDS • RENTAL • MARINES

# GENERATORS



CTK-20 L



**LOMBARDINI**



**LOMBARDINI**



**LOMBARDINI**

**ACCESSORIES**

CODE	OPTIONS
82177	ANALOGIC CLOCK MOUNTED
82176	DIGITAL COLOCK MOUNTED

1500 RPM AIR					DIMENSIONS	WEIGHT
CODE	MODEL	ENGINE	kVA		SEE PAGE 26	KG
OPEN THREE PHASE - 400V			CONT	S-BY		
92512	CTLD-7 L	4LD820	5,5	7	CAR100	252
92518	CTLD-11 L	9LD625.2	10	11,4	CAR115	322
WEATHERPROOF THREE PHASE - 400V						
92518CPT01	CTLD-11 L	9LD625,2	10	11,4	CAR193	416

1500 RPM WATER COOLED					DIMENSIONS	WEIGHT
CODE	MODEL	ENGINE	kVA		SEE PAGE 26	KG
OPEN THREE PHASE - 400V			CONT	S-BY		
92565	CTW-8 L	LDW-1003	7	8	CAR115	275
92568	CTW-11 L	LDW-1404	10	11,4	CAR115	325
925701	CTK-16 L	KDI-1903	15	16	CAR115	370
92575	CTK-20 L	KDI-1903	19	21	CAR115	460
92577*	CTK-28 L	KDI-2504	25	28	CAR115	520
925772*	CTK-35L	KDI-2504-TM30	30	35	CAR115	530
925773*	CTK-44 L	KDI-2504 TM40	40	45	CAR115	695
925780*	CTK-66 L	KDI-3404 TM	60	66	CAR115	890

WEATHERPROOF THREE PHASE - 400V						
92565CPT01	CTW-8 L	LDW-1003	7	8	CAR193	
92568CPT01	CTW-11 L	LDW-1404	10	11,4	CAR193	625
925701CPT01	CTK-16 L	KDI-1903	15	16	CAR193	670
92575CPT01	CTK-20 L	KDI-1903	19	21	CAR193	760
92577CPT01*	CTK-28 L	KDI-2504	25	28	CAR193	820
925772CPT01*	CTK-35 L	KDI-2504-TM30	30	35	CAR193	830
925773CPT01*	CTK-44 L	KDI-2504-TM40	40	45	CAR193	830

SOUNDPROOF THREE PHASE - 400V						
92692	CTW-8 LI	LDW-1003	7	8	CAR206	550
92694	CTW-11 LI	LDW-1404	10	11,4	CAR206	600
9269601	CTK-16 LI	KDI-1903	15	16	CAR206	675
92698	CTK-20 LI	KDI-1903	19	21	CAR206	750
92699*	CTK-28 LI	KDI-2504	25	28	CAR206	815
926992*	CTK-35 LI	KDI-2504-TM30	30	35	CAR210	885
926993*	CTK-44 LI	KDI-2504 TM40	40	45	CAR210	975
927005*	CTK-66 LI	KDI-3404 TM	60	66	CAR221	1270

INCLUDING: KIT ENGINE PROTECTION AND START / STOP BY SIMPLE PUSH CONTACT.




Automatic voltage regulation AVR

[Access to Online Prices](#)





AA: AIR OIL COOLED



A: AIR COOLED



AO: OIL COOLED



1500 RPM AO/AA/AA COOLED



CODE	MODEL	ENGINE	REFRIG.	kVA		DIMENSIONS	WEIGHT
				CONT	S-BY		
<b>OPEN THREE PHASE - 400V</b>						SEE PAGE 26	KG
92327030	CTDM-14 L	F2M2011	AO	12,5	14	CAR115	290
92327005	CTD-14 L	F2L2011	AA	12,5	14	CAR115	280
92327034	CTDM-22 L	F3M2011	AO	20	22	CAR115	520
92327008	CTD-22 L	F3L2011	AA	20	22	CAR115	385
92327038*	CTDM-33 L	F4M2011	AO	30	33	CAR115	545
92327010*	CTD-33 L	F4L2011	AA	30	33	CAR115	530
92326810*	CTDF-30 L	F3L912	A	30	33	CAR115	595
92327040*	CTDM-44 L	BF4M2011	AO	40	44	CAR115	695
92327012*	CTD-44 L	BF4L2011	AA	40	44	CAR115	595
92326812*	CTDF-40 L	F4L912	A	40	44	CAR150	670
92327045*	CTDM-66 L	BF4M2011 C	AO	60	66	CAR150	880
92326814*	CTDF-60 L	F6L912	A	60	63	CAR160	950

WEATHERPROOF THREE PHASE - 440V

92327030CPT01	CTDM-14 L	F2M2011	AO	12,5	14	CAR193	514
92327034CPT01	CTDM-22 L	F3M2011	AO	20	22	CAR193	990
92327038CPT01*	CTDM-30 L	F4M2011	AO	30	33	CAR193	1135
92327040CPT01*	CTDM-42 L	BF4M2011	AO	40	44	CAR193-1	


SOUNDPROOF THREE PHASE - 400V

92328406	CTDM-14 LI	F2M2011	AO	12,5	14	CAR206	600
92328408	CTDM-22 LI	F3M2011	AO	20	22	CAR206	990
92328410*	CTDM-33 LI	F4M2011	AO	30	33	CAR210	1135
92328412*	CTDM-44 LI	BF4M2011	AO	40	44	CAR210	1420
92328414*	CTDM-66 LI	BF4M2011C	AO	60	66	CAR210	1480

Access to Online Prices



Automatic voltage regulation AVR





1500 RPM WATER COOLED			kVA		DIMENSIONS	WEIGHT
CODE	MODEL	ENGINE	CONT	S-BY	SEE PAGE 26	KG
<b>OPEN THREE PHASE - 400V</b>						
92916012	CTM-90 L	4,12-T	80	88	CAR160	
92916018	CTM-110 L	4,12-TCA	100	110	CAR160	
92916020	CTM-125L	4,12-TCA	125	138	CAR170	
92918	CTM-116 L	6,10-T	100	116	CAR170	
92919	CTM-130 L	6,10-T	125	138	CAR170	
92920	CTM-150 L	6,10-TCA	135	149	CAR170	
929215	CTM-205 L	6,12-TCA	180	200	CAR170	

[Access to Online Prices](#)








1500 RPM WATER COOLED			kVA		DIMENSIONS	WEIGHT
CODE	MODEL	ENGINE	CONT	S-BY	SEE PAGE 26	KG
<b>OPEN THREE PHASE - 400V</b>						
92327516	CTDW-80 L	BF4M2012 C	72	80	CAR160	1250
92327519	CTDW-95 L	BF4M103 E	90	95	CAR160	
92327522	CTDW-110 L	BF4M1013 ECG	100	110	CAR160	1340
92327528	CTDW-149 L	BF4M1013 FC	135	149	CAR170	1475
92327532	CTDW-165 L	BF6M1013 EC	150	165	CAR170	1640
92327533	CTDW-200 L	BF6M1013 FCP	180	200	CAR170	1700
92327534	CTDW-220 L	BF6M1013FCP2	200	220	CAR170	1750
92327536	CTDW-275 L	TCD2013L064V	250	275	CAR180	2250
92327540	CTDW-330 L	BF6M1015 C	300	330	CAR180	2980
92327542	CTDW-390 L	BF6M1015 C2	350	390	CAR180	3100
92327543	CTDW-420 L	BF6M1015 CP	380	420	CAR180	3300
92327545	CTDW-476 L	BF8M1015 C	430	476	CAR180	3750
92327548	CTDW-520 L	BF8M1015 C2	470	520	CAR180	3860
92327550	CTDW-550 L	BF8M1015 CP	500	550	CAR180	4100



1500 RPM WATER COOLED			kVA		DIMENSIONS	WEIGHT
CODE	MODEL	ENGINE	CONT	S-BY	VER PAG. 28	KG
<b>SOUNDPROOF THREE PHASE - 400V</b>						
92328415	CTDW-80 LI	BF4M2012 C	72	80	CAR221	1505
92328419	CTDW-95 LI	BF4M1013 E	90	95	CAR227	
92328422	CTDW-110 LI	BF4M1013 ECG	100	110	CAR227	1650
92328428	CTDW-149 LI	BF4M1013 FC	135	149	CAR236	2150
92328432	CTDW-165 LI	BF6M1013 EC	150	165	CAR236	2375
92328433	CTDW-200 LI	BF6M1013 FCP	180	200	CAR236	2675
92328434	CTDW-220 LI	BF6M1013FCP2	200	220	CAR236	3150
92328436	CTDW-275 LI	TCD2013L064V	250	275	CAR240	3360
92328440	CTDW-330 LI	BF6M1015 C	300	330	CAR270	4400
92328442	CTDW-390 LI	BF6M1015 C2	350	390	CAR270	4600
92328443	CTDW-420 LI	BF6M1015 CP	380	420	CAR270	4650
92328445	CTDW-476 LI	BF8M1015 C	430	476	CAR270	5975
92328448	CTDW-520 LI	BF8M1015 C2	470	520	CAR270	6200
92328450	CTDW-550 LI	BF8M1015 CP	500	550	CAR270	6450

[Access to Online Prices](#)





## 1500 RPM WATER COOLED

CODE	MODEL	ENGINE	KVA		DIMENSIONS	WEIGHT
OPEN THREE PHASE - 400V			CONT	S-BY	SEE PAGE 26	KG
923785	CTI-33 L	S8000 AM1	29	33	CAR150	690
923789	CTI-50 L	N45AM1A	45	50	CAR150	792
923793	CTI-55 L	N45AM2	50	55	CAR150	920
923794	CTI-66 L	N45SM1A	60	66	CAR160	980
92379605	CTI-90 L	N45SM3	80	90	CAR160	1270
923802	CTI-110 L	N45TM2A	100	110	CAR160	1270
92380210	CTI-133 L	N45TM3	120	131	CAR160	1300
923803	CTI-138 L	N67SM1	125	138	CAR165	1390
923806	CTI-176 L	N67TM4	160	175	CAR165	1490
92380605	CTI-182 L	N67TM4	170	182	CAR165	1580
92381002	CTI-220 L	N67TM7	200	220	CAR165	1890
92381005	CTI-277 L	N67TE8P	250	275	CAR180	1850
92381605	CTI-330 L	C87TE4	300	330	CAR180	2500
923825	CTI-385 L	C13TE2	350	385	CAR180	2825
923830	CTI-440 L	C13TE3A	400	440	CAR180	2990
92383003	CTI-500 L	C13TE6W	450	500	CAR180	3100
92383005	CTI-550 L	C13TE7W	500	550	CAR180	3350
92383012	CTI-615 L	C16TE1W	595	615	CAR180	3650



## SOUNDPROOF THREE PHASE - 400V

CODE	MODEL	ENGINE	CONT	S-BY	SEE PAGE 26	KG
923903	CTI-33 LI	S8000 AM1	29	33	CAR210	1210
923911	CTI-45 LI	N45AM1A	45	50	CAR221	1270
923916	CTI-55 LI	N45AM2	50	55	CAR221	1270
923920	CTI-66 LI	N45SM1A	60	66	CAR221	1356
92393002	CTI-90 LI	N45SM3	80	90	CAR227	1500
923935	CTI-110 LI	N45TM2A	100	110	CAR227	2080
923936	CTI-133 LI	N45TM3	120	131	CAR227	2150
923937	CTI-138 LI	N67SM1	125	138	CAR236	2210
923945	CTI-176 LI	N67TM3A	160	176	CAR236	2300
92394505	CTI-182 LI	N67TM4	170	182	CAR236	2450
92395005	CTI-220 LI	N67TM7	200	220	CAR236	3010
92395011	CTI-277 LI	N67TE8P	250	275	CAR240	3100
92395505	CTI-330 LI	C87TE4	300	330	CAR270	4100
923970	CTI-385 LI	C13TE2	350	385	CAR270	4250
923975	CTI-440 LI	C13TE3A	400	440	CAR270	4400
92397503	CTI-500 LI	C13TE6W	450	500	CAR270	4475
92397505	CTI-550 LI	C13TE7W	500	550	CAR270	4825
92397512	CTI-615 LI	C16TE1W	595	615	CAR270	5450

[Access to Online Prices](#)



# VOLVO



## 1500 RPM WATER COOLED



CODE	MODEL	ENGINE	kVA		DIMENSIONS	WEIGHT
<b>OPEN THREE PHASE - 400V</b>			<b>CONT</b>	<b>S-BY</b>	<b>SEE PAGE 26</b>	<b>KG</b>
92340515	CTV-94 L	TAD530	85	95	CAR160	
92340520	CTV-110 L	TAD531	100	110	CAR160	
92340525	CTV-145 L	TAD532	130	145	CAR160	
92340530	CTV-165 L	TAD731	150	165	CAR165	
92340535	CTV-200 L	TAD732	180	200	CAR165	
92340540	CTV-220 L	TAD733	200	220	CAR165	
92340545	CTV-275 L	TAD841	250	275	CAR180	
92340550	CTV-330 L	TAD842	300	330	CAR180	
92340555	CTV-360 L	TAD843	325	360	CAR180	
92340560	CTV-390 L	TAD1342	350	390	CAR180	
92340565	CTV-415 L	TAD1343	380	415	CAR180	
92340570	CTV-450 L	TAD1344	410	450	CAR180	
92340575	CTV-500 L	TAD1345	450	500	CAR194	
92340580	CTV-550 L	TAD1641	500	550	CAR194	
92340585	CTV-650 L	TAD1642	600	660	CAR194	
92340590	CTV-717 L	TWD1644	650	717	CAR194	
92340595	CTV-770 L	TWD1645	700	770	CAR194	



## 1500 RPM WATER COOLED

CODE	MODEL	ENGINE	kVA		DIMENSIONS	WEIGHT
<b>SOUNDPROOF THREE PHASE - 400V</b>			<b>CONT</b>	<b>S-BY</b>	<b>SEE PAGE 26</b>	<b>KG</b>
92340915	CTV-94 LI	TAD530	85	95	CAR221	
92340920	CTV-110 LI	TAD531	100	110	CAR227	
92340925	CTV-145 LI	TAD532	130	145	CAR227	
92340930	CTV-165 LI	TAD731	150	165	CAR236	
92340935	CTV-200 LI	TAD732	180	200	CAR236	
92340940	CTV-220 LI	TAD733	200	220	CAR236	
92340945	CTV-275 LI	TAD841	250	275	CAR240	
92340950	CTV-330 LI	TAD842	300	330	CAR240	
92340955	CTV-360 LI	TAD843	325	360	CAR270	
92340960	CTV-390 LI	TAD1342	350	390	CAR270	
92340965	CTV-415 LI	TAD1343	380	415	CAR270	
92340970	CTV-450 LI	TAD1344	410	450	CAR270	
92340975	CTV-500 LI	TAD1345	450	500	CAR275	
92340980	CTV-550 LI	TAD1641	500	550	CAR275	
92340985	CTV-650 LI	TAD1642	600	660	CAR275	
92340990	CTV-717 LI	TWD1644	650	717	CAR275	
92340995	CTV-770 LI	TWD1645	700	770	CAR275	



[Acceso a Precios Online](#)





### 1500 RPM WATER COOLED

CODE	MODEL	ENGINE	kVA		DIMENSIONS	WEIGHT
			CONT	S-BY		
<b>OPEN THREE PHASE - 400V</b>						
92440033	CTP 75L	1104A 44TG1	65	72	CAR150	KG
92440035	CTP 88L	1104A 44TG2	80	88	CAR160	
92440045	CTP 110L	1104C 44TAG2	100	110	CAR160	
92440060	CTP 150L	1106A 70TAG1	135	149	CAR170	
92440063	CTP 165L	1106A 70TAG2	150	165	CAR170	
92440070	CTP 200L	1106A70TAG3	180	200	CAR170	
92440075	CTP 220L	1106A 70TAG4	200	220	CAR170	
92440080	CTP 250L	1206A E70TTAG2	225	250	CAR180	
92440085	CTP 275L	1206A E0TTAG3	250	275	CAR180	
92440120	CTP 400L	2206A E13TAG2	350	400	CAR180	
92440125	CTP 450L	2206A E13TAG3	400	450	CAR180	
92440130	CTP 500L	2506A E15TAG1	455	500	CAR194	
92440135	CTP 550L	2506 E15TAG2	500	550	CAR194	
92440140	CTP 660L	2806A E18TAG1A	600	660	CAR194	
92440145	CTP 700L	2806A E18TAG2	650	700	CAR194	
92440150	CTP 850L	2806A E18TTAG5	770	850	CAR194	



### 1500 RPM WATER COOLED

CODE	MODEL	ENGINE	kVA		DIMENSIONS	WEIGHT
			CONT	S-BY		
<b>SOUNDPROOF THREE PHASE - 400V</b>						
92450032	CTP 72 LI	1104A 44TG1	65	72	CAR221	
92450035	CTP 88 LI	1104A 44TG2	80	88	CAR221	
92450045	CTP 110 LI	1104C 44TAG2	100	110	CAR227	
92450060	CTP 150 LI	1106A 70TAG1	135	149	CAR236	
92450063	CTP 165 LI	1106A 70TAG2	150	165	CAR236	
92450070	CTP 200 LI	1106A70TAG3	180	200	CAR236	
92450075	CTP 220 LI	1106A 70TAG4	200	220	CAR236	
92450080	CTP 250 LI	1206A E70TTAG2	225	250	CAR240	
92450085	CTP 275 LI	1206A E0TTAG3	250	275	CAR240	
92450120	CTP 400 LI	2206A E13TAG2	350	400	CAR270	
92450125	CTP 450 LI	2206A E13TAG3	400	450	CAR270	
92450130	CTP 500 LI	2506A E15TAG1	455	500	CAR275	
92450135	CTP 550 LI	2506 E15TAG2	500	550	CAR275	
92450140	CTP 660 LI	2806A E18TAG1A	600	660	CAR275	
92450145	CTP 700 LI	2806A E18TAG2	650	700	CAR275	
92450150	CTP 850 LI	2806A E18TTAG5	770	850	CAR275	



Access to Online Prices





1500 RPM WATER COOLED			kVA		DIMENSIONS	WEIGHT
CODE	MODEL	ENGINE	CONT	S-BY	SEE PAGE 26	KG
<b>OPEN THREE PHASE - 400V</b>						
92440005	CTP-10 L	403A-11G1	9	10	CAR115	
92440007	CTP-14 L	403A-15G1	12,5	14	CAR115	
92440009	CTP-17 L	403A-15G2	15	16,5	CAR115	
92440015	CTP-22 L	404A-22G	20	22	CAR115	
92440020	CTP-33 L	1103A-33	30	33	CAR115	
92440023	CTP-44 L	1103A-33TG1	40	44	CAR115	
92440025	CTP-50 L	1103A-33TG1	45	50	CAR150	
92440030	CTP-66 L	1103A-33TG2	60	66	CAR150	



1500 RPM WATER COOLED			kVA		DIMENSIONS	WEIGHT
CODE	MODEL	ENGINE	CONT	S-BY	SEE PAGE 26	KG
<b>WEATHERPROOF THREE PHASE - 400V</b>						
92440005CPT01	CTP-10 L	403A-11G1	9	10	CAR193	
92440007CPT01	CTP-14 L	403A-15G1	12,5	14	CAR193	
92440009CPT01	CTP-16 L	403A-15G2	15	16,5	CAR193	
92440015CPT01	CTP-20 L	404A-22G	20	22	CAR193	



1500 RPM WATER COOLED			kVA		DIMENSIONS	WEIGHT
CODE	MODEL	ENGINE	CONT	S-BY	SEE PAGE 26	KG
<b>SOUNDPROOF THREE PHASE - 400V</b>						
92450005	CTP-10 LI	403A-11G1	9	10	CAR206	
92450007	CTP-14 LI	403A-15G1	12,5	14	CAR206	
92450009	CTP-17 LI	403A-15G2	15	16,5	CAR206	
92450015	CTP-22 LI	404A-22G	20	22	CAR206	
92450020	CTP-33 LI	1103A-33G	30	33	CAR210	
92450023	CTP-44 LI	1103A-33TG1	40	44	CAR221	
92450025	CTP-50 LI	1103A-33TG1	45	50	CAR221	
92450030	CTP-66 LI	1103A-33TG2	60	66	CAR221	

[Access to Online Prices](#)





JOHN DEERE



**1500 RPM WATER COOLED**


CODE	MODEL	ENGINE	kVA		DIMENSIONS	WEIGHT
			CONT	S-BY	SEE PAGE 26	KG
<b>OPEN THREE PHASE - 400V</b>						
	CTJ 33 L	3029DFU20	30	33	CAR150	
	CTJ 44 L	3029TFU20	40	44	CAR150	
	CTJ 75 L	4045TF158R	68	75	CAR160	
	CTJ 90 L	4045TFU20	80	90	CAR160	
	CTJ 110 L	4045HFU20	100	110	CAR160	
	CTJ 132 L	6068TF258R	120	132	CAR170	
	CTJ 170 L	6068HF158R	150	170	CAR170	
	CTJ 200 L	6068HF158R	180	200	CAR170	
	CTJ 220 L	6068HFU20	200	220	CAR170	
	CTJ 275 L	6068HFU55	251	278	CAR180	



**1500 RPM WATER COOLED**



CODE	MODEL	ENGINE	kVA		DIMENSIONS	WEIGHT
			CONT	S-BY	SEE PAGE 26	KG
<b>SOUNDPROOF THREE PHASE - 400V</b>						
	CTJ 33 LI	3029DFU20	30	33	CAR210	
	CTJ 44 LI	3029TFU20	40	44	CAR210	
	CTJ 75 LI	4045TF158R	68	75	CAR227	
	CTJ 90 LI	4045TFU20	80	90	CAR227	
	CTJ 110 LI	4045HFU20	100	110	CAR227	
	CTJ 132 LI	6068TF258R	120	132	CAR236	
	CTJ 170 LI	6068HF158R	150	170	CAR236	
	CTJ 200 LI	6068HF158R	180	200	CAR236	
	CTJ 220 LI	6068HFU20	200	220	CAR236	
	CTJ 275 LI	6068HFU55	251	278	CAR240	



[Access to Online Prices](#)





1500 RPM WATER COOLED			kVA		DIMENSIONS	WEIGHT
CÓDIGO	MODELO	MOTOR	CONT	S-BY	SEE PAGE 26	KG
<b>OPEN THREE PHASE - 400V</b>						
92480030	CTDO-220 L	P086 TI	200	220	CAR180	1900
92480035	CTDO-330 L	P126 TI-II	300	338	CAR180	2675
92480040	CTDO-358 L	DP126 LA	325	358	CAR180	2990
92480045	CTDO-400 L	DP126 LB	365	400	CAR180	3100
92480050	CTDO-450 L	DP158 LE	410	450	CAR180	3225
92480055	CTDO-500 L	DP158 LCF	455	500	CAR180	3350
92480060	CTDO-580 L	DP158 LDF	525	580	CAR180	3500
92480065	CTDO-630 L	DP180 LAF	570	630	CAR180	3750
92480070	CTDO-700 L	DP180 LBF	635	700	CAR180	3950
92480075	CTDO-750 L	DP222 LBF	680	750	CAR194	4500
92480080	CTDO-820 L	DP222 LCF	745	820	CAR194	4750



1500 RPM WATER COOLED			kVA		DIMENSIONS	WEIGHT
CODE	MODEL	ENGINE	CONT	S-BY	SEE PAGE 26	KG
<b>SOUNDPROOF THREE PHASE - 400V</b>						
92480130	CTDO-220 LI	P-086 TI	200	220	CAR236	3150
92480135	CTDO-330 LI	P126 TI-II	300	338	CAR240	4000
92480140	CTDO-358 LI	DP126 LA	325	358	CAR270	4500
92480145	CTDO-400 LI	DP126 LB	365	400	CAR270	4750
92480150	CTDO-450 LI	P158 LE	410	450	CAR270	4850
92480155	CTDO-500 LI	DP158 LCF	455	500	CAR270	5000
92480160	CTDO-580 LI	DP158 LDF	525	580	CAR270	5200
92480165	CTDO-630 LI	DP180 LAF	570	630	CAR270	6100
92480170	CTDO-700 LI	DP180 LBF	635	700	CAR275	6200
92480175	CTDO-750 LI	DP222 LBF	680	750	CAR275	6200
92480180	CTDO-820 LI	DP222 LCF	745	820	CAR275	6750




Access to Online Prices







1500 RPM WATER COOLED						1500 RPM WATER COOLED					
CODE	MODEL	ENGINE	kVA		DIMENSIONS	CODE	MODEL	ENGINE	kVA		DIMENSIONS
OPEN THREE PHASE - 400V						SOUNDPROOF THREE PHASE - 400V					
			CONT	S-BY	SEE PAGE 26				CONT	S-BY	SEE PAGE 26
92320210	CTB 20 L	4M06G20/5	18	20	CAR115	92320405	CTB 20 LI	4M06G20/5	18	20	CAR206
92320212	CTB 25 L	4M06G25/5	23	25	CAR115	92320408	CTB 25 LI	4M06G25/5	23	25	CAR206
92320218	CTB 35 L	4M06G35/5	30	35	CAR150	92320411	CTB 35 LI	4M06G35/5	30	35	CAR210
92320221	CTB 44 L	4M06G44/5	40	44	CAR150	92320414	CTB 44 LI	4M06G44/5	40	44	CAR210
92320222	CTB 50 L	4M06G50/5	45	50	CAR150	92320418	CTB 50 LI	4M06G50/5	45	50	CAR210
92320223	CTB 55 L	4M06G55/5	50	55	CAR150	92320420	CTB 55 LI	4M06G55/5	50	55	CAR210
92320225	CTB 72 L	4M11G70/5	65	72	CAR160	92320426	CTB 72 LI	4M11G70/5	65	72	CAR227
92320230	CTB 90 L	4M11G90/5	80	88	CAR160	92320428	CTB 90 LI	4M11G90/5	80	88	CAR227
92320234	CTB 110 L	4M11G120/5	100	110	CAR160	92320432	CTB 110 LI	4M11G120/5	100	110	CAR227
92320236	CTB 150 L	6M11G150/5	130	150	CAR170	92320434	CTB 150 LI	6M11G150/5	130	150	CAR236
92320238	CTB 165 L	6M11G165/5	150	165	CAR170	92320437	CTB 165 LI	6M11G165/5	150	165	CAR236
92320244	CTB 220 L	6M16G220/5	200	220	CAR170	92320440	CTB 220 LI	6M16G220/5	200	220	CAR240
92320246	CTB 250 L	6M16G250/5	230	250	CAR180	92320444	CTB 250 LI	6M16G250/5	230	250	CAR240
92320248	CTB 275 L	6M16G275/5	250	275	CAR180	92320448	CTB 275 LI	6M16G275/5	250	275	CAR240
92320249	CTB 300 L	6M16G300/5	275	300	CAR180	92320449	CTB 300 L	6M16G300/5	275	300	CAR240
92320250	CTB 350 L	6M16G350/5	***	350	CAR180	92320452	CTB 350 L	6M16G350/5	***	350	CAR270
92320251	CTB 350R L	6M16G350/5	300	350	CAR180	92320451	CTB 350R L	6M16G350/5	300	350	CAR270
92320252	CTB 385 L	6M21G385/5	350	385	CAR194	92320455	CTB 385 LI	6M21G385/5	350	385	CAR275
92320257	CTB 440 L	6M21G440/5	400	440	CAR194	92320457	CTB 440 LI	6M21G440/5	400	440	CAR275
92320261	CTB 500 L*	6M21G500/5*	***	500	CAR194	92320261	CTB 500 LI*	6M21G500/5*	***	500	CAR275
92320263	CTB 500R L	6M26G500/5	450	500	CAR194	92320463	CTB 500R LI	6M26G500/5	450	500	CAR275
92320264	CTB 550 L	6M26G550/5	500	550	CAR194	92320465	CTB 550 LI	6M26G550/5	500	550	CAR275
92320267	CTB 660 L	6M33G660/5	600	660	CAR194	92320467	CTB 660 LI	6M33G660/5	600	660	CAR275
92320269	CTB 715 L*	6M33G715/5*	650	715	CAR194	92320469	CTB 715 LI*	6M33G715/5*	650	715	CAR275
92320270	CTB 750 L*	6M33G750/5*	680	750	CAR194	92320470	CTB 750 LI*	6M33G750/5*	680	750	CAR275
92320275	CTB 825 L	6M33G825/5*	750	825	CAR194	92320475	CTB 825 LI	6M33G825/5*	750	825	CONSULT US



[Access to Online Prices](#)





**1500 RPM WATER COOLED**

CODE	MODEL	ENGINE	kVA
<b>MARINE GENERATOR SETS THREE PHASE - 400V</b>			<b>CONT</b>
925823	CTW-10 M	LOMBARDINI LDW 1404	10
925826	CTW-14 M	LOMBARDINI LDW 1603	14
925830	CTW-20 M	LOMBARDINI 1903	20



Monoblock genset mounted on steel chassis with anti-vibration shock absorbers, control panel with engine protection. Control remote for reading values to engine and alternator. Without: tank and power installation. Marized alternator. Marized alternator.



[Access to Online Prices](#)



# CAROD



## 200 kVA

## 40 kVA

**MORE ROBUST RELIABLE PROFITABLE**

# RENTAL RANGE

**BASE FRAMES AND CANOPIES DIMENSIONS TABLE**

CODE	LENGTH	WIDTH	HIGH	TANK	NOTES
	mms.	mms.	mms.	LITRES	
CAR100	1000	600	1050	7,2	
CAR115	1500	780	1300	168	KOHLER - LOMBARDINI
CAR115	1500	780	1450	168	DEUTZ
CAR150	1800	830	1500	125	
CAR160	2200	830	1500	125	
CAR170	2600	995	1700	280	
CAR180	2940	1200	1900	560	
CAR193	1500	780	1200	168	
CAR194	3200	1080	2150	560	
CAR206	1900	900	1215	115	
CAR210	2200	900	1385	165	
CAR221	2500	990	1550	200	
CAR227	2750	1100	1655	280	
CAR229	2750	1180	1655	280	
CAR236	3250	1180	1800	315	
CAR240	3600	1400	2000	420	
CAR270	4150	1550	2100	740	
CAR275	4500	1850	2400	830	

GENERATOR SETS

**Carod**

ACCESSORIES  
AND MAINTENANCE KITS





CODE	MODEL	kVA	BRAND	COUPLING
<b>THREE PHASE 400V - 50Hz - AVR</b>				
82080712	ECP3-1L/4	11	MECCALTE	SAE-5 6,5"
82080716	ECP-3-2L/4	13,5	MECCALTE	SAE-4 7,5"
82080721	ECP3-3L/4	15	MECCALTE	SAE-4 7,5"
820462920	E1X13M F/4	16	LINZ	SAE-4 7,5"
820843	ECP-28/S4	17	MECCALTE	SAE-4 7,5"
820845	ECP28-M4	20	MECCALTE	SAE-4 7,5"
82026465	SK160MB	20	SINCRO	SAE-4 7,5"
82026566	SK160MB	20	SINCRO	SAE-3 11,5"
820462985	SLT18 MD	20	LINZ	SAE-4 7,5"
8210050230	TAL040F	20	LEROY SOMER	SAE-4 7,5"
8210050231	TAL040F	20	LEROY SOMER	SAE-3 11,5"
820870	ECP-28-2L4	25	MECCALTE	SAE-3 11,5"
820463007	PRO18 B/4	25	LINZ	SAE-4 7,5"
820871	ECP28-VL4	30	MECCALTE	SAE-3 11,5"
82026473	SK160LB	30	SINCRO	SAE-4 7,5"
82026474	SK160LB	30	SINCRO	SAE-3 11,5"
820463010	PRO18 C/4	30	LINZ	SAE-3 11,5"
8210050245	TAL042C	32	LEROY SOMER	SAE-4 7,5"
8210050246	TAL042C	32	LEROY SOMER	SAE-3 11,5"
820874	ECP-32-2S4	35	MECCALTE	SAE-3 11,5"
820463015	PRO18 D/4	35	LINZ	SAE-3 11,5"
82026481	SK160WB	40	SINCRO	SAE-3 11,5"
8210050255	TAL042E	40	LEROY SOMER	SAE-3 11,5"
82088	ECP32-3S4	42,5	MECCALTE	SAE-3 11,5"
8208802	ECP32-3S4	42,5	MECCALTE	E.LIBRE
820463020	PRO18M E/4	42	LINZ	SAE-3 11,5"
82089	ECP32-1M4	50	MECCALTE	SAE-3 11,5"
82026518	IB4LA	50	SINCRO	SAE-3 11,5"
820463024	PRO18L F/4	50	LINZ	SAE-3 11,5"
820463050	PRO18L G/4	60	LINZ	SAE-3 11,5"
8210050270	TAL042H	60	LEROY SOMER	SAE-3 11,5"
820895	ECP32-2M4	63	MECCALTE	SAE-3 11,5"
82089501	ECP32-2M4	63	MECCALTE	E.LIBRE
820896	ECP32-3L4	75	MECCALTE	SAE-3 11,5"
82089610	ECP32-4L4	80	MECCALTE	SAE-3 11,5"
8210050280	TAL044B	80	LEROY SOMER	SAE-3 11,5"
820898	ECP34-1S4	85	MECCALTE	SAE-3 11,5"
820463080	PRO22S D/4	100	LINZ	SAE-3 11,5"
820900	ECP-34-2S4	105	MECCALTE	SAE-3 11,5"
8210050290	TAL044D	100	LEROY SOMER	SAE-3 11,5"

CODE	MODEL	kVA	BRAND	COUPLING
<b>THREE PHASE 400V - 50Hz - COMPOUND</b>				
82026005	FT-4MAS	7	SINCRO	CONO30
82060710	BTP3-2S/4	9	MECCALTE	SAE-4 7,5"
820462010	E1S13SB/4	10	LINZ	SAE-4 7,5"
82060713	BTP3-1L/4	11	MECCALTE	SAE-4 7,5"
82026011	FT-4MCS	11	SINCRO	SAE-4 7,5"
82060718	BTP3-2L/4	13	MECCALTE	SAE-4 7,5"
82060719	BTP3-2L/4	13	MECCALTE	SAE-3 11,5"
82026018	FT-4MDS	13	SINCRO	SAE-5 6" 1/2
82026017	FT-4MDS	13	SINCRO	SAE-4 7,5"
82026019	FT-4MDS	13	SINCRO	SAE-3 11,5"
82060723	BTP3-3L/4	15	MECCALTE	SAE-4 7,5"
820462027	E1S13ME/4	16	LINZ	E. LIBRE
820462025	E1S13ME/4	16	LINZ	SAE-4 7,5"
820462033	E1S13MF/4	20	LINZ	E. LIBRE
820462030	E1S13MF/4	20	LINZ	SAE-4 7,5"
820462032	E1S13MF/4	20	LINZ	SAE-3 11,5"

CODE	MODEL	kVA	BRAND	COUPLING
<b>SINGLEPHASE 230V - 50Hz - CONDENSATOR</b>				
82025513	FK-4MCS	7	SINCRO	CONO 30
820461525	E1C13SD/4	9	LINZ	SAE-4 7,5"
820461524	E1C13SD/4	9	LINZ	SAE-5 6,5"

CODE	TRANSFORMATION KIT
<b>SINCRO ACCESORIE</b>	
82040501	FT / F4 SERIES FOR FREE AXLE

[Access to Online Prices](#)





CODE	MODEL	kVA	BRAND	COUPLING
<b>SINGLEPHASE 230V - 50Hz - CONDENSATOR</b>				
82050208	S15W-85/A	2,4	MECCALTE	J609b 19,05
82020320	ER-2SCH	2,6	SINCRO	E. LIBRE
82050308	S16W-90/A	3,5	MECCALTE	J609b 19,05
82050315	S16W-105/A	4,1	MECCALTE	J609b 25,4
82050317	S16W-105/A	4,1	MECCALTE	CONO 23
82020402	EP-2-95L	4,2	SINCRO	J609b 25,4
82050318	S16W-130/A	5	MECCALTE	J609b 25,4
82050340	S16F-150/A	5,5	MECCALTE	J609b 25,4
82050342	S16F-150/A	5,5	MECCALTE	EJE LIBRE
82050405	S20W-95/A	6	MECCALTE	J609b 25,4
82050407	S20W-95/A	6	MECCALTE	CONO 23
82020508	EK-2MCT	6	SINCRO	J609b 25,4
82050345	S16F-180/A	6,5	MECCALTE	J609b 25,4
82050348	S16F-180/A	6,5	MECCALTE	EJE LIBRE
82050410	S20W-110/A	7	MECCALTE	J609b 25,4
82050413	S20W-130/A	8,5	MECCALTE	J609b 25,4
82050414	S20W-130/A	8,5	MECCALTE	CONO 23
82050428	S20FS-160/A	10	MECCALTE	J609b 35
82050429	S20FS-160/A	10	MECCALTE	CONO 30
82020750	FK-2MES	10	SINCRO	J609b 35
82020751	FK-2MES	10	SINCRO	CONO 30
82050431	S20F-200/A	12	MECCALTE	J609b 35
82020756	FK-2MFS	12	SINCRO	J609b 35
82020757	FK-2MFS	12	SINCRO	CONE 30

CODE	MODEL	kVA	BRAND	COUPLING
<b>SINGLEPHASE 230V - 50Hz - AVR</b>				
82027023	EKR-2	4,8	SINCRO	J609b 25,4
82050450	ES16F-160/A	5,9	MECCALTE	J609b 25,4
82027042	EKR-2LAA	6	SINCRO	J609b 25,4
82050455	ES20FS-130/A	8,5	MECCALTE	J609b 35
820461221	E1E11MB	10	LINZ	J609-c35
820461224	E1E13SC	13	LINZ	J609b c35 146

CODE	TRANSFORMATION KIT
<b>ACCESSORIES</b>	
82040301	SERIE ET-EK EJE LIBRE
82128	SERIE ET-EK FROM J609B TO CONE23
82040302	

[Access to Online Prices](#)



CODE	MODEL	kVA	BRAND	COUPLING
<b>THREE PHASE 400V - 50Hz - COMPOUND</b>				
82022009	ET-2MBS	5,5	SINCRO	J609b 25,4
82060405	T16F-130/A	6	MECCALTE	J609B 19,05
82060406	T16F-130/A	6	MECCALTE	CONO 23
82022012	ET-2MCS	7	SINCRO	J609b 25,4
82022013	ET-2MCS	7	SINCRO	CONO 23
820222031	ET-2 Refor	7 T 4 M	SINCRO	J609b 25,4
82060408	T16F-160/A	7,5	MECCALTE	J609B 19,05
82060409	T16F-160/A	7,5	MECCALTE	CONO 23
82060420	T20FS-130/A	10	MECCALTE	J609b 35
82060421	T20FS-130/A	10	MECCALTE	CONO 30
82022019	ET-2LBS	10	SINCRO	J609b 25,4
82022020	ET-2LBS	10	SINCRO	CONO 30
82022110	FT-2MZS	12	SINCRO	J609b 35
82060425	T20FS-160/A	12,5	MECCALTE	J609b 35
82060426	T20FS-160/A	12,5	MECCALTE	CONO 30
82060430	T20F-200/A	15	MECCALTE	J609b 35
82060431	T20F-200/A	15	MECCALTE	SAE-5 6" 1/2
82060432	T20F-200/A	15	MECCALTE	CONO 30
820461252	E1S13MD/2	22	LINZ	C,35-C
82022234	GT-2	38	SINCRO	E. LIBRE

CODE	MODEL	kVA	BRAND	COUPLING
<b>THREE PHASE 400V - 50Hz - AVR</b>				
82060435	ET16F-130/A	5,5	SINCRO	J609b 25,4
82027212	ET-2R	5,5	SINCRO	J609a 25,4
82060437	ET16F-160/A	6,5	MECCALTE	J609b 25,4
82027213	ET-2R	7	SINCRO	J609a 25,4
82060440	ET20FS-130/A	9	MECCALTE	J609b 35
82060450	ET20F-200/A	13,5	MECCALTE	J609b 35

CODE	MODEL	kVA	BRAND	COUPLING
<b>WELDING MACHINES</b>				
82025009	EW-180ca	5M	SINCRO	J609b 25,4
82025014	EW-200ca	7M	SINCRO	J609b 25,4
82025038	EW-220cc	5M	SINCRO	J609b 25,4
82025041	EW-220cc	6,5T 3,5M	SINCRO	J609B 35

CODE	kVA	MODEL
<b>KIT MOBILE NOT STANDARIZED</b>		
823411	8	RNH-010
823411	10	RNH-010
823411	13	RNH-010
823411	16	RNH-010
823411	20	RNH-010
823411	28	RNH-010
823415	30-35	RNH-010
823415	40-45	RNH-020
823415	50-55	RNH-020
823435	60-65	RNH-030
823440	70-75	RNH-040
823440	80-85	RNH-040
823440	90-95	RNH-040
823440	100-115	RNH-040
823443	120-220	RNH-050



PARKING BREAK  
JOCKEY WHEEL  
RING HITCH



CODE	kVA	MODEL
<b>KIT MOBILE STANDARIZED 1 AXIS</b>		
82344805	8	RH - 0660
82344805	10	RH - 0660
82344815	13	RH - 1050
82344815	16	RH - 1050
82344815	20	RH - 1050
82344815	28	RH - 1050
82344825	30-35	RH - 1200
82344835	40-45	RH - 1500
82344835	50-55	RH - 1500
82344835	60-65	RH - 1500
82344845	70-75	RH - 2100
82344845	80-85	RH - 2100
82344845	90-95	RH - 2100

CODE	kVA	MODEL
<b>KIT MOBILE STANDARIZED 2 AXIS</b>		
82344935	30-35	RH02 - 1660
82344935	40-45	RH02 - 1660
82344935	50-55	RH02 - 1660
82344945	60-65	RH02 - 2080
82344945	70-75	RH02 - 2080
82344945	80-85	RH02 - 2080
82344945	90-95	RH02 - 2080
82344945	100-115	RH02 - 2080
82344950	120-220	RH02 - 2900



BALL HITCH  
SUSPENSION FOR TORSION BAR  
JOCKEY WHEEL  
REAR ADJUSTABLE LEGS  
BRAKE INERTIA AND SEASON  
DO NOT INCLUDE REPLACEMENT WHEEL

[Access to Online Prices](#)



CODE	WEATHERPROOF	DIMENSIONS	LITERS
<b>FUEL TANK - AUTONOMY 24 H</b>			
28,2,193,008,00	CARG - 193	1500/780/1100	250
28,2,193,009,00			500

CODE	BODYWORK	DIMENSIONS	LITERS
<b>FUEL TANK - AUTONOMY 24H</b>			
28,2,203,008,00	CARG - 203	1750/900/1225	225
28,2,206,008,00	CARG - 210	1900/900/1200	250
28,2,210,008,00	CARG-206	2200/900/1295	350
28,2,222,008,00	CARG-221	2500/990/1550	650
28,2,229,008,00	CARG-229	2750/1180/1165	650
28,2,236,000,00	CARG-236	3250/1180/1755	1000
28,2,240,008,00	CARG-240	3600/1400/1800	1000
28,2,270,008,00	CARG-270	4150/1550/2100	1600
28,2,275,008,00	CARG-275	4500/1850/2400	1600

CODE	CAPACITY LITRES	DIMENSIONS L / W / H	WEIGHT KG
<b>AUXILIARY TANK DIESEL</b>			
38223505	400	755 / 700 / 1128	48
38223508	620	750 / 700/ 1615	62
38223512	1.000	1290 / 760 / 1490	89
38223515	1.500	1658 / 762 / 1933	150

CODE	MODELS
<b>FUEL FILTER DECANTING</b>	
FLPL270-01	10 a 250 Kva MODEL 270
FLPL270-05	250 a 600 Kva MODEL 500

CODE	DESCRIPTION
<b>ACCESSORIES</b>	
38223610	FUEL PUMP AUTOMATIC FILL UP
38223615	ELECTRIC PUMP, SOLENOID, LEVEL SENSOR
38003880	THREE WAYS VALVE DOUBLE TANK



High capacity  
24 Hours Autonomy



High capacity  
24 Hours Autonomy



FILTER DECANTING



TRANSFER PUMP



VALVE  
3 WAYS

[Access to Online Prices](#)



CODE	POWER KVA	POWER H.P.	INSIDE DIAMETER	R.R.P. (€) 24 DBA	CODE	R.R.P. (€) 35 DBA
<b>EXHAUST ATTENUATION</b>				<b>INDUSTRIAL</b>	<b>RESIDENTIAL</b>	
			mm			
45980104501	7 - 28	50 / 65	45		28,220500500	
45980105001	25 - 30	60 / 75	50		28,222900300	
45980105501	40 - 60	70 / 85	55		28,221000500	
45980106001	60 - 70	85 / 120	60		28,222900300	
45980106501	70 - 95	110 / 130	65		28,222900300	
45980107001	80 - 100	130 / 150	70		28,223900300	
45980108001	110 - 130	150 / 190	80		28,223900300	
45980108901	140 - 180	190 / 240	89		28,223600300	
45980110201	170 - 220	230 / 280	102		28,223600300	
45980111401	225 - 300	300 / 380	114		28,224000400	
45980112101	350 - 450	360 / 440	121		28,227000400	
45980113001	525 - 620	420 / 510	130		28,227500400	



### FLEXIBLE EXHAUST

CODE	DIAMETER IN / EXT	R.R.P..	CODE	DIAMETER IN / EXT
	mm	EUR		mm
45931515	25 / 30		45931525	76 / 81
45931516	30 / 35	48	45931526	80 / 85
45931517	35 / 40	14	45931527	85 / 90
45931518	40 / 45	15	45931528	89 / 94
45931519	45 / 50	16	45931529	102 / 107
45931520	50 / 55	18	45931530	110 / 115
45931521	55 / 60	19	45931531	114 / 119
45931522	60 / 65	18	45931532	121 / 126
45931523	65 / 70	20	45931533	130 / 135
45931524	70 / 75	21		

### EXHAUST CLAMP

CODE	INSIDE DIAMETER	R.R.P..	CODE	INSIDE DIAMETER
	mm	EUR		mm
45931015	35 - 37	5	45931027	69 - 71
45931016	38 - 39	5	45931028	71 - 75
45931017	40 - 42	5	45931029	76 - 79
45931018	43 - 44	5	45931030	80 - 85
45931019	45 - 47	5	45931031	86 - 88
45931020	48 - 50	5	45931032	89 - 91
45931021	51 - 53	5,1	45931033	92 - 97
45931022	54 - 56	5,1	45931034	98 - 105
45931023	57 - 59	5,1	45931035	106 - 109
45931024	60 - 62	5,7	45931036	110 - 117
45931025	63 - 65	5,7	45931037	118 - 124
45931026	66 - 68	5,5	45931038	125 - 127



### RAIN PROTECTED COVER

CODE	DIAMETRO INTERIOR	CODE	DIAMETRO INTERIOR
	COVER mm		COVER mm
45931720	40	45931730	80
45931721	42	45931731	85
45931722	45	45931732	89
45931723	48	45931733	100
45931724	50	45931740	102
45931725	55	45931743	110
45931726	60	45931753	114
45931727	65	45931758	121
45931728	70	45931768	130
45931729	76		

### FLAT EXHAUST CLAMP

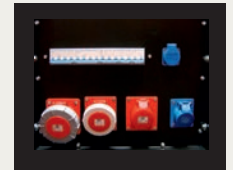
CODE	DIAMETER INTERIOR	CODE	DIAMETER INSIDE
	mm		mm
49531118	43 - 45	49531131	73 - 76
49531119	46 - 47	49531132	83 - 85
49531120	48 - 50	49531133	86 - 89
49531121	51 - 52	49531134	92 - 94
49531122	53	49531135	95 - 98
49531123	54 - 55	49531136	105 - 108
49531124	56 - 57	49531137	109 - 112
49531125	58 - 60	49531138	117 - 120
49531126	61 - 62	49531139	121 - 123
49531127	63 - 65	49531140	124 - 127
49531128	66 - 67	49531141	128 - 131
49531129	68 - 69	49531142	133 - 136
49531130	70 - 72	49531143	137 - 140

[Access to Online Prices](#)





CODE	MODEL	PLUGS					
		SHUCKO 2P+T	1 X 16 A 2P + T	1 X 16 A 3P + N + T	1 X 32 A 3P + T	1 X 32 A 3P +N + T	1 X 63 A 3P +N + T
<b>SOCKET PANELS SOUNDPROOF GENSETS</b>							
----	SERIE CTW	1 Unit		1 Unit			
823510	CTM-20-30	1 Unit	1 Unit	1 Unit	1 Unit	1 Unit	
823515	CTM-40-100	1 Unit	1 Unit	1 Unit	1 Unit	1 Unit	1 Unit
823518	CTM-105-150	1 Unit	1 Unit	1 Unit	1 Unit	1 Unit	1 Unit
823522	CTV-200-250	1 Unit	1 Unit	1 Unit	1 Unit	1 Unit	1 Unit



**ATS FOR AMF THREE PHASE**

CODE	AMP	KVA 3PH 3 x 400v	KVA 3PH 3 x 230v
82770110	25	17	10
82770112	32	22	13
82770115	45	31	18
82770120	55	38	22
82770125	100	69	40
82770130	125	86,5	50
82770135	160	110	64
82770140	200	138	80
82770145	250	173	100
82770150	315	218	125
82770155	400	277	159
82770160	630	436	251
82770163	800	554	318
82770165	1000	692	398
82770168	1250	865	498

**ATS FOR AMF SINGLEPHASE**

CODE	AMP	KVA MONO 1 x 230v
82770210	50	11,5
82770212	64	14,7
82770215	90	20,7
82770220	110	25,3
82770225	200	46
82770230	250	57,5
82770235	320	73,6
82770240	400	92
82770245	500	115
82770250	630	145

**CONTROL PANEL AMF + ATS FOR MANUAL START GENSETS**

CODE	AMP	KVA 3PH 3 x 400v	KVA 3PH 3 x 230v
82770310	25	17	10
82770312	32	22	13
82770315	45	31	18
82770320	55	38	22
82770325	100	69	40
82770330	125	86,5	50
82770335	160	110	64
82770340	200	138	80
82770345	250	173	100
82770350	315	218	125
82770355	400	277	159
82770360	630	436	251
82770363	800	554	318
82770365	1000	692	398
82770368	1250	865	498



CODE	DESCRIPTION
<b>ACCESSORIES</b>	
82789010	KIT SYNCHRONIZATION WITH MAIN UP TO 1250 Kva
82789015	KIT SYNCHRONIZATION BETWEEN GENSETS UP TO 1250 Kva

Kva - 400 V	KOHLER	DEUTZ	MWM	FPT	DOOSAN
<b>ENGINE ELECTRONIC REGULATION</b>					
42 Kva	66859425	66859430	66859410	66856420	N.A.
42 - 70 Kva	66859425	66859430	66856425	66856420	N.A.
70 - 85 Kva		66856435	66856425	66856420	N.A.
90 - 145 Kva	N.D.	N.N.	66856425	66859420	N.N
150 - 190 Kva	N.D.	66856435	66856425	66859420	N.N
> 190 Kva	N.N.	N.N	N.N	N.N	N.N



**NA: NOT AVAILABLE**  
**NN: NOT NECESSARY**

REFERENCE	AMP.	R.R.P.. €
<b>4 POLES CONTACTOR - 400V 50Hz</b>		
82789105	25 A	213
82789108	32 A	225
82789112	45 A	234
82789115	55 A	278
82789125	100 A	372
82789128	125 A	442
82789132	200 A	903
82789136	275 A	990
82789140	350 A	1.510
82789145	400 A	1.575
82789150	500 A	1.984
82789155	525 A	2.250
82789160	800 A	2.979
82789165	1000 A	3.979

REFERENCE	AMP.	R.R.P.. €
<b>MOTORIZED 4 POLES CONTACTOR - 400V 50Hz</b>		
82789223	80 A	CONSULT US
82789225	100 A	CONSULT US
82789228	125 A	CONSULT US
82789230	160 A	CONSULT US
82789232	200 A	CONSULT US
82789234	250 A	CONSULT US
82789239	320 A	CONSULT US
82789245	400 A	CONSULT US
82789257	630 A	CONSULT US
82789260	800 A	CONSULT US
82789265	1000 A	CONSULT US
82789270	1250 A	CONSULT US

[Access to Online Prices](#)



**MOUNTED INSIDE GENERATOR BOX.**  
**REST IN SEPARATE METAL BOX WITHOUT POWER WIRING**

CODE	POWER KVA	TENSION	R.P.M
<b>UPGRADING FROM COMPOUND TO AVR ALTERNATOR</b>			
82399010	5 - 12	220 V	3.000
82399015	7 - 15	400 V	3.000
82399020	7	400 V - 3PH	1.500
82399030	10	400 V - 3PH	1.500
82399032	16	400 V - 3PH	1.500
82399035	20	400 V - 3PH	1.500
82399050	7	220 V - MONO	1.500
82399054	10	220 V - MONO	1.500



CODE	POWER KVA
<b>ANTI CONDENSATION HEATER</b>	
82399060	30 ----- 600
820030	SPECIAL TREATMENT




Kva - 400 V	RS232 / 485	GSM	ETHERNET	8 OUTPUTS
<b>MANUAL PANEL</b>				
6 - 13 Kva	82789305	82789320	82789330	82789340
16 - 40 Kva	8279310	82789323	82789333	82789343
50 - 220 Kva	82789313	82789325	82789335	82789345
> 220 Kva	82617008	82611796 82611797	82617015	82611790




MÓDULO LECTURA REMOTA

Kva - 400 V	RS232 / 485	GSM	ETHERNET	8 OUTPUTS
<b>AUTOMATIC PANEL</b>				
6 - 220 Kva	82789413	82789425	82789435	82789445
> 220 Kva	82617008	82611796 82611797	82617015	82611790



RS-232



RS-232/485

[Access to Online Prices](#)



CODE	ACCESSORIES GENSETS PETROL	
823040	KIT HIGH CAPACITY FUEL TANK	
823305	KIT MANUAL REMOTE CONTROL WITH PUSH BUTTONS FOR 7 KVA	
823306	KIT MANUAL REMOTE CONTROL WITH PUSH BUTTONS FOR 10 AND 15 KVA	
82330801	REMOTE CONTROL START/STOP KIT BY FREE CONTACT WITH CONTACTOR TO THE CONNECTION	SINGLEPHASE
82330802	AND COMPLET PANEL	THREEPHSE
823108	KIT FOR GAS FEEDING	

CODE	WELDING ACCESSORIES	
45190	SOLDER WIRE 25 MM (PER METER)	
45191	SOLDER WIRE 35 MM (PER METER)	
36710	ELECTRODE HOLDER PIN	
36715	WELDING MASS	
62646	WELDING MASK	

CODE	WELDING ACCESSORIES	SECTION CABLE
82566	PLUG AFTER TOP	10 - 25 mm
82569	PLUG AFTER TOP	35 - 50 mm
82567	AERIAL PLUG MALE	10 - 25 mm
85570	AERIAL PLUG MALE	35 - 50 mm
82568	AERIAL PLUG FEMALE	10 - 25 mm
82571	AERIAL PLUG FEMALE	35 - 50 mm

CODE	CLOCK KITS	
82177	ANALOGIC CLOCK MOUNTED	
82176	DIGITAL COLOCK MOUNTED	

CODE	POLES	AMP
<b>ELECTRIC PLUGS</b>		
82210	2 P 250V -IP44	16 A
82211	2 P + T 250V -IP44	16 A
82212	2 P + T 250V -IP44	32 A
82213	2 P + T 250V -IP44	63 A
82214	3 P + T 400V -IP44	16 A
82215	3 P + T 400V -IP44	32 A
82216	3 P + T 400V -IP63	63 A
82217	4 P + T 400V -IP44	16 A
82218	4 P + T 400V -IP44	32 A
82219	4 P + T 400V -IP63	63 A



Access to Online Prices





ENGINE
SH-265
CH-270
CH-395
CH-440
CH-620
CH-730



ENGINE
<b>AIR</b>
15LD350
15LD440
15LD500
25LD330.2
25LD425.2
12LD477.2
9LD625.2
11LD626.3

ENGINE
<b>WATER</b>
LDW-702
LDW-1003
LDW-1404
LDW-1603
LDW-2204
LDW-2204/T
KDI-1903
KDI-2504



ENGINE
D-229.3      6.10-TCA
D-229.4      4,8 - P
D-229.6      7,2 - P
TD-229.6 EC
4.10-NA
4.10-T
4.10-TCA
6.10-T



ENGINE
F32AM1A      NEF675M1
F325M1A      NEF67 TM2A
F32TM1A      NEF67TM3A
NEF45AM1A      NEF67TE2A
NEF45SM1A      CURSOR87TE1
NEF45SM2A      CURSOR10TE1
NEF45TM1A      CURSOR13TE2
NEF45TM2A      CURSOR13TE3



ENGINE
F2L2011      BF4M2011 C      TCD2013L064V
F3L2011      BF4M2012 C      BF6M1015 C
F4L2011      BF4M1013 E      BF6M1015 C2
BF4L2011      BF4M1013 EC      BF6M1015 CP
F2M2011      BF4M1013 FC      BF8M1015 C
F3M2011      BF6M1013 EC      BF8M1015 C2
F4M2011      BF6M1013 FCP      BF8M1015 CP
BF4M2011      BF6M1013 FCP2

[Access to Online Prices](#)



# WARRANTY CONDITIONS

1. TALLERES CAROD, S.L.: offers a guarantee on its CAROD brand products for a period of 12 months from the date of delivery with following limitations concerning hours of use:

- 400 hours for portable gasoline and diesel generators at 3000 rpm
- 2000 hours for generator sets of 1500/1800 rpm

Ensuring that the power load will not be greater than the continuous power - In cases where our machines do not have hour meters, it is considered that these work 8 hours per calendar day.

2. In the aforementioned terms TALLERES CAROD, S.L undertakes to: - Provide free of charge all spare parts which, in its judgment or judgment of one of its authorized service centers have manufacturing or raw material defects - and repair the products in its authorized service centers or, or in its factories if there no authorized service near to the customer

3. TALLERES CAROD, S.L does not take any responsibility for damages, direct or indirect losses and costs deriving from misuse or inherent use during the immobilization of product.

4. The warranty is not recognized and any commitment of TALLERES CAROD, S.L is canceled when the failure is due to: - Installation faults or incorrect application - Non-compliance Instructions recommended by TALLERES CAROD, S.L in the maintenance manuals for generators, motors, alternators or other components. TALLERES CAROD, S.L has the maintenance kits and original spare parts to properly perform the maintenance of these products. The customer must demonstrate the good and correct maintenance of filters - Arbitrary alteration of the electrical connections made by TALLERES CAROD, S.L - Normal wear (bearings, mechanical closures, etc.) - Installations and repairs carried out by unauthorized persons or even handymen - Use of spare parts other than those of the original components of our machines - Use generators outside load limits, inclination and temperatures established and published by TALLERES CAROD, S.L or use of protective equipment not in accordance with the conditions working environments without having been notified in writing by TALLERES CAROD, S.L.

-Parts and components from other suppliers, such as water pumps, alternators electrical panels and their components, controllers, and also various motors that make up our finished products in these cases, the recognized guarantees are granted respectively by their own manufacturers which usually have official worldwide.

5. The warranty repairs are carried out ex works our factory or assistance center authorized by TALLERES CAROD, S.L

6. Cost of Machines transport to the authorized assistance center , Dismantling and reassembly of the engine ,Transport of spare parts necessary to carry out such repairs , Consumable materials during the repair (filters, oils, lubricants etc.) are a the expenses of the customer.

7. Repair and substitute material no longer extend the warranty period.

8. Disputes: in the event of a dispute over the interpretation of the TALLERES CAROD warranty conditions, S.L reserves all rights to choose the places of jurisdiction.

9. This warranty cancels and replaces any other expressed or explicit warranty and may only be modified in writing.

IMPORTANT: The warranty will be voided immediately if the customer does not pay these due invoices.



## VERY IMPORTANT:

Due to the continuous variation of prices from our suppliers, we are not able to set a long-term tariff.

In order to ensure the best price for our products, we have decided to transfer the prices of this tariff on our website.



On each page you will find a QR code or a PDF link, with which you can access the updated prices and the requested page. To access this function, you must enter your NIF / CIF / VAT number and the customer code.

If you are not a customer, please send us a request to open a customer account for you and be able to consult our updated prices.

QR readers are two-dimensional barcode reading applications that use your smart phone's camera to its reading.

If your mobile does not have a QR reader, you can download the app from Google Play, or in the case of IOS AppStore systems.

Once you have read the code, the application will allow you to open a link in the browser directly to the page where you have scScanned the code, identified as a customer, you will see the prices of this page, being able to re-read another code, or navigate between the remaining PDFpages of the tariff.




## PDF

This PDF file contains links at the top of the QR code, if you are reading this file, you can simply click on the title red: "Access to online prices" to be directed to the web and to be able to consult the prices of the page.

# CAROD NETWORK

WWW.CAROD.ES



Always available on the web: we offer news, updated information about our PRODUCTS, Technical sheets, manuals and catalogs prepared to be downloaded or sent by email.

## OTHER PRODUCTS

### MOTOR PUMPS



### COMPRESSORS



### HP CLEANERS



### HEATERS



### MWM ENGINES / SPARE PARTS



GENERAL CATALOGUE | ACCESSORIES

# GENERATOR SETS

ACCESSORIES AND MAINTENANCE KITS



**Carod**



scan me

**CAROD**

Pol. Ind. PITARCO II Parc. N°23  
50450 MUEL (Zaragoza)  
Spain

+34 976 140 800  
+34 976 140 888  
export@carod.es  
www.carod.es